

American Standard

FLUSH VALVE

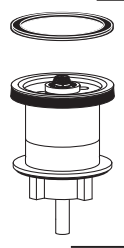
Exposed Toilet Flushometer with Side-Mount Operator for 1-1/2" Top Spud Toilets

MODEL NUMBERS

6047SM111
6047SM121
6047SM161




M970211-0021100A
 MANUAL FLUSH VALVE CAP - 1.1 GPF
M970211-0021280A
 MANUAL FLUSH VALVE CAP - 1.28 GPF
M970211-002160A
 MANUAL FLUSH VALVE CAP - 1.6 GPF



M964905K-0071100A
 (MODEL 6047111) (PISTON ASSEMBLY - 1.1 GPF)
M964905A-0071600A
 (MODEL 6047161) (PISTON ASSEMBLY - 1.6 GPF)
M964905B-0071280A (
 MODEL 6047121) (PISTON ASSEMBLY - 1.28 GPF)
 PISTON ASSEMBLY

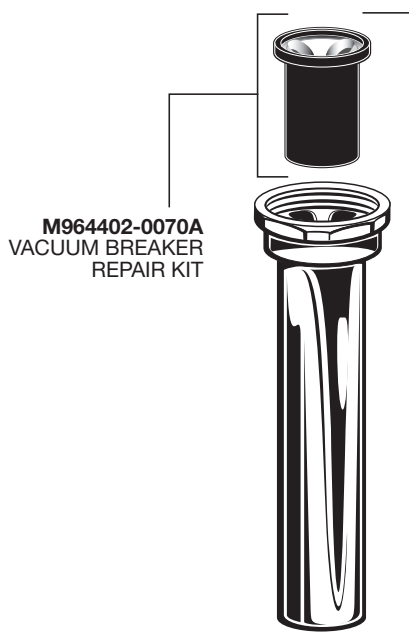
SMGOPIS.002
 SIDE MOUNT
 OPERATOR



M964945-0020A
 ADJUSTABLE TAILPIECE
 (4-1/4" to 5-1/4" Rough-in)

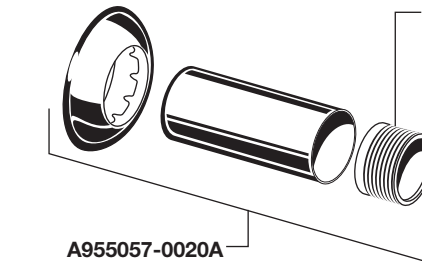
OPTIONAL ADJUSTABLE TAILPIECE
 (Purchased Separately)

M962836-0020A (8-1/4" to 9-1/4" Rough-in)
M962835-0020A (7-1/4" to 8-1/4" Rough-in)
M962834-0020A (6-1/4" to 7-1/4" Rough-in)
M962833-0020A (5-1/4" to 6-1/4" Rough-in)




M964402-0070A
 VACUUM BREAKER
 REPAIR KIT

A955057-0020A
 INLET PIPE ASSEMBLY



M962926-0070A
 SWEAT ADAPTER

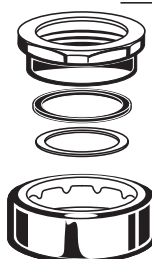
A955056-0020A
 1" SUPPLY STOP



M924347-0020A
 SUPPLY STOP CAP

M964411-0020A
 VACUUM BREAKER
 ASSEMBLY 11-1/2"
 (220mm) ROUGH-IN

M964413-0020A
 VACUUM BREAKER
 ASSEMBLY 27"
 (610mm) ROUGH-IN



M952269-0020A
 ESCUTCHEON KIT

PART OF **LIXIL**



HOT LINE FOR HELP
 For toll-free information and answers to your questions, call:
 (844) CRT-TEAM / (844) 278-8326
 Mon. - Fri. 8:00 a.m. to 8:00 p.m. EST Saturday 10:00 a.m. to 4:00 p.m. EST
 IN MEXICO 01-800-839-1200
 IN CANADA 1-800-387-0369 (TORONTO 1-905-306-1093)
 Weekdays 8:00 a.m. to 7:00 p.m. EST

Product names listed herein are trademarks of AS America, Inc. ©2018

To learn more about American Standard Selectronic® Products visit our website at:
www.americanstandard-us.com or e-mail us at: CRTTEAM@lixilamericas.com